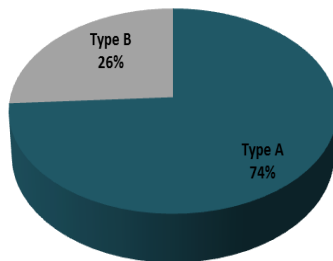


Stark County's Weekly Influenza Report

Week 18 (5/3/15-5/9/2015)

The Percentage of Influenza Types for the 2014-1015 Season in Stark County



➤ The predominate strain identified locally has been influenza A (74%). Nationally, influenza A stands at 84% of the specimens tested.

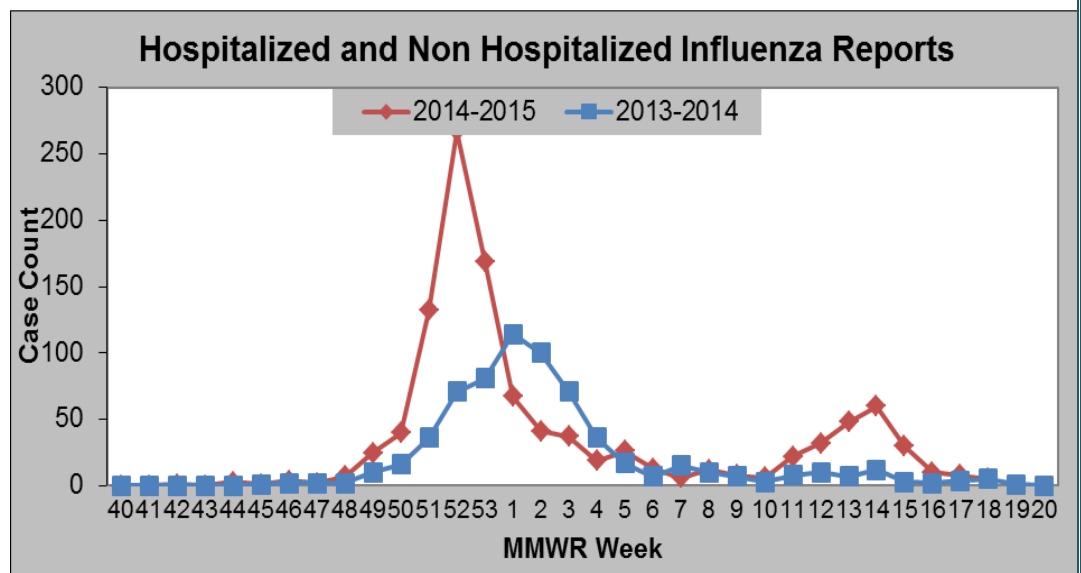
2 Weeks Left of the Reporting Season

- During MMWR week 18, there was 1 influenza-associated hospitalization in Stark County. The total for the season thus far is 567.
- In Stark County, 70% of the season's influenza-associated hospitalizations were age 65 or older.
- Nationally the cumulative rate for the season thus far is 65.4 laboratory-confirmed influenza-associated hospitalizations per 100,000 population.
- Of the 104,002 influenza A specimens collected nationally, 0.2% subtyped as the 2009 H1N1 virus, 50.1% subtyped as the H3 virus, and the rest were not subtyped.
- Nationally, 1,267 of the influenza A (H3N2) viruses collected were antigenetically characterized since October 1, 2014. Of those characterized, 80.7% were drifted (significantly different) that this year's influenza vaccine.

- Of the 633 specimens characterized nationally as Influenza B, 443 subtyped from the Yamagata Lineage and 190 subtyped from the Victorian Lineage.
- During week 18, National Pneumonia and Influenza (I&P) Mortality Surveillance of all deaths reported through the 122 Cities Mortality Reporting System as due to P&I was at 6.5%. This is below the 6.7% epidemic threshold for this week.
- Nationally, a total of 138 influenza-associated pediatric deaths have been reported. Out of those deaths, two were reported during week 18. Stark County remains having no pediatric deaths associated with influenza.

Graph 1: Influenza Cases Reported to the Local Health Department.

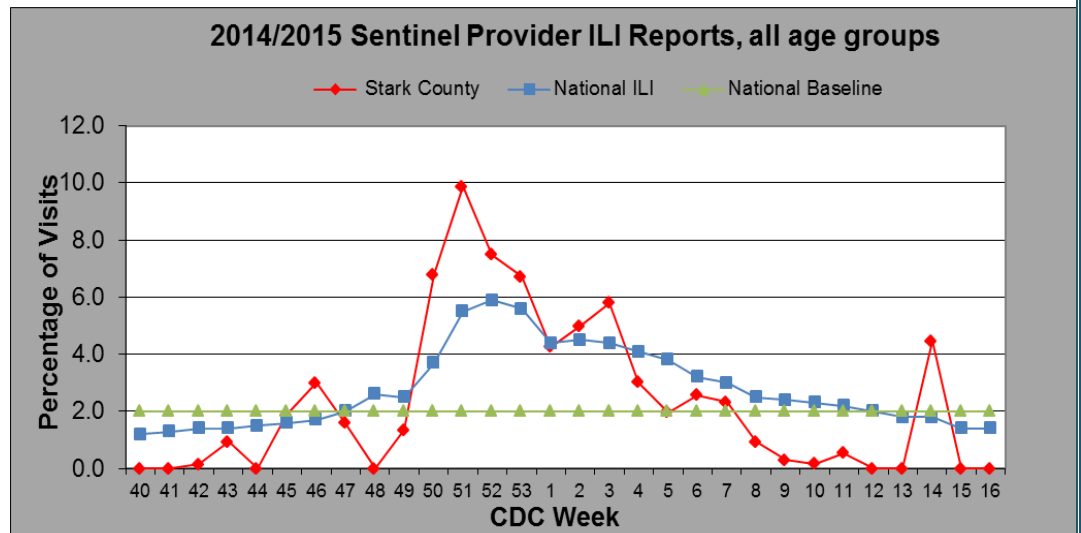
- ◆ During week 18 there was a total of 8 report of hospitalized and non-hospitalized influenza. This week last year had 4 cases.
- ◆ This year's reports total at 1,096. The total number of reports for last year by this week was 647.



* All data presented in this weekly report are preliminary and may change as additional information is received.
 * Multiyear averages included in this weekly report do not include the 2009/2010 H1N1 season.

Graph 2: Sentinel Provider Reported Influenza Like Illness (ILI) in Stark County.

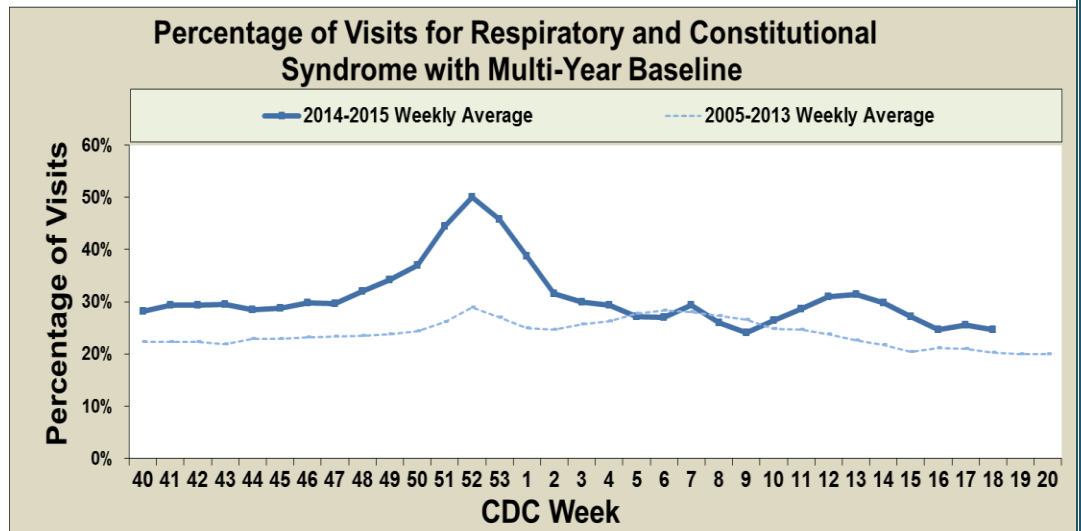
◆ Due to Ohio only having local influenza activity rather than regional or widespread this report has been discontinued for the rest of this reporting season per the state health department. The graph to the left is the same.



Graph 3: Emergency Department Visits for Respiratory and Constitutional Syndromes.

(Source: Health Monitoring Systems, EpiCenter, Hospital and Stat Care Patient Registration Surveillance System)

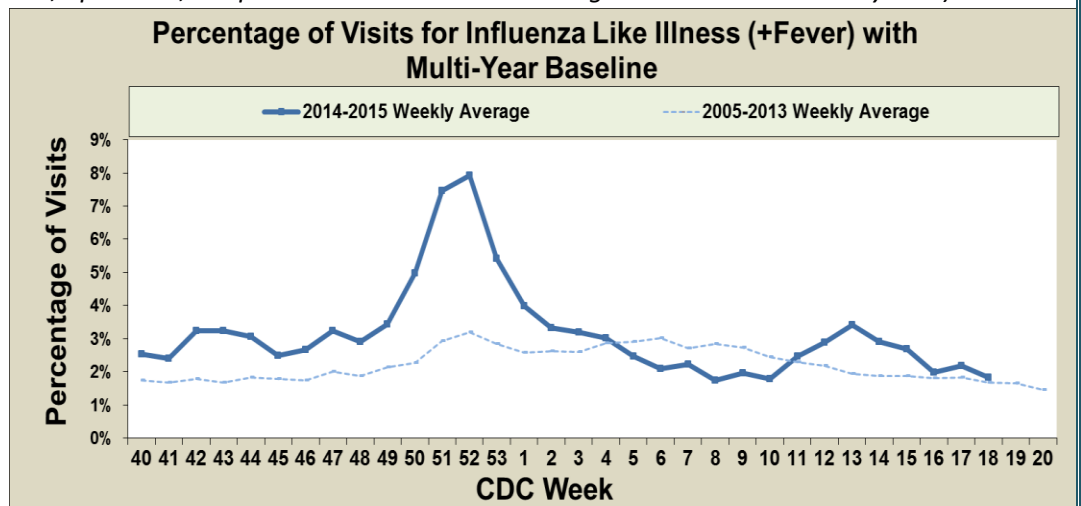
◆ During week 18, ED and Stat Care visits for respiratory and constitutional syndrome remained above the multi-year baseline.



Graph 4: Emergency Department (ED) Visits for Influenza Like Illness (+Fever).

(Source: Health Monitoring Systems, EpiCenter, Hospital and Stat Care Patient Registration Surveillance System)

◆ During week 18, ED and Stat Care visits for influenza like illness (+fever) decreased, but remained just above the baseline.



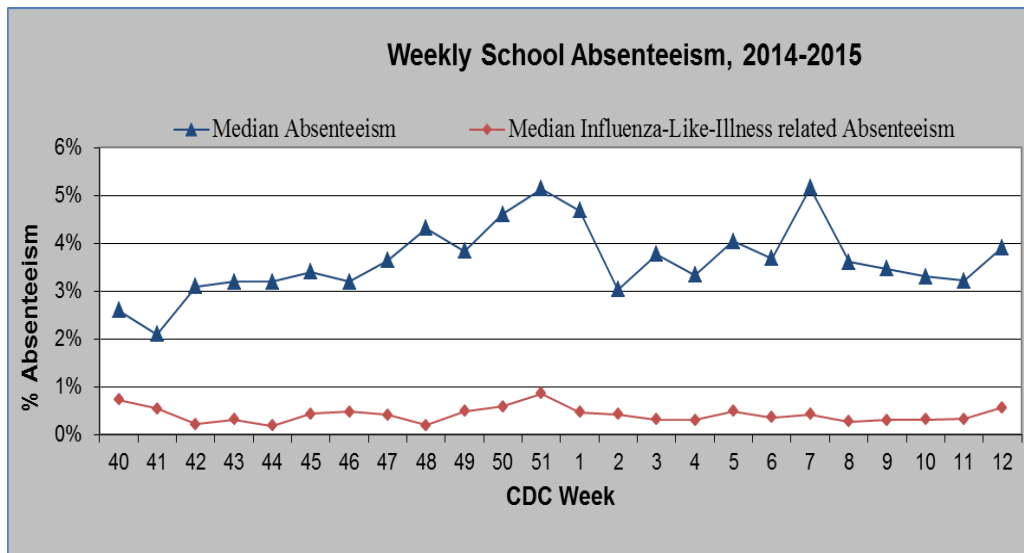
* All data presented in this weekly report are preliminary and may change as additional information is received.

* Multiyear averages included in this weekly report do not include the 2009/2010 H1N1 season.

Graph 5: Stark County School Absenteeism.

(Source: Voluntary reporting by multiple school districts throughout the county)

◆ School absenteeism reporting ended on 3/31/2015. No more school reports will be added for the rest of the 2014-2015 influenza season.



Map: Weekly Geographic Influenza Activity Estimates Reported by State and Territorial Epidemiologists Syndromes.

(Source: Health Monitoring Systems, EpiCenter, hospital and stat care patient registration surveillance system)

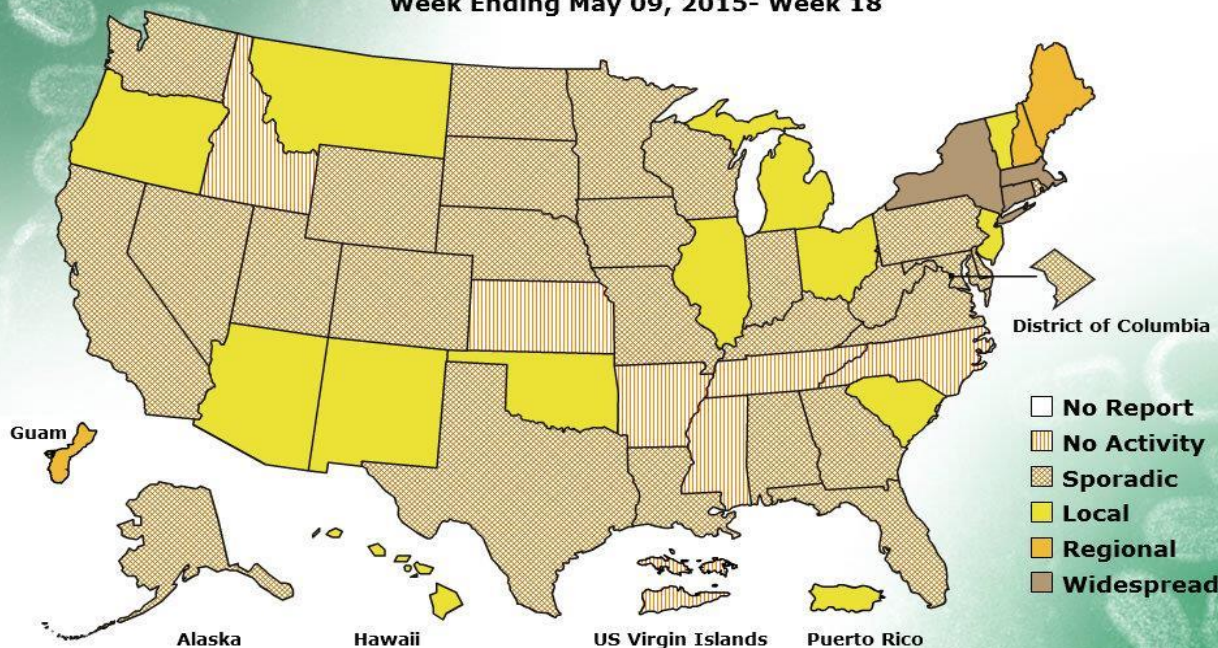
◆ During week 18, Ohio remained at local influenza activity. Across the nation three states continued to report widespread influenza activity and six states reported no influenza activity.

FLUVIEW



**A Weekly Influenza Surveillance Report Prepared by the Influenza Division
Weekly Influenza Activity Estimates Reported by State and Territorial Epidemiologists***

Week Ending May 09, 2015- Week 18



*This map indicates geographic spread and does not measure the severity of influenza activity.

* All data presented in this weekly report are preliminary and may change as additional information is received.

* Multiyear averages included in this weekly report do not include the 2009/2010 H1N1 season.